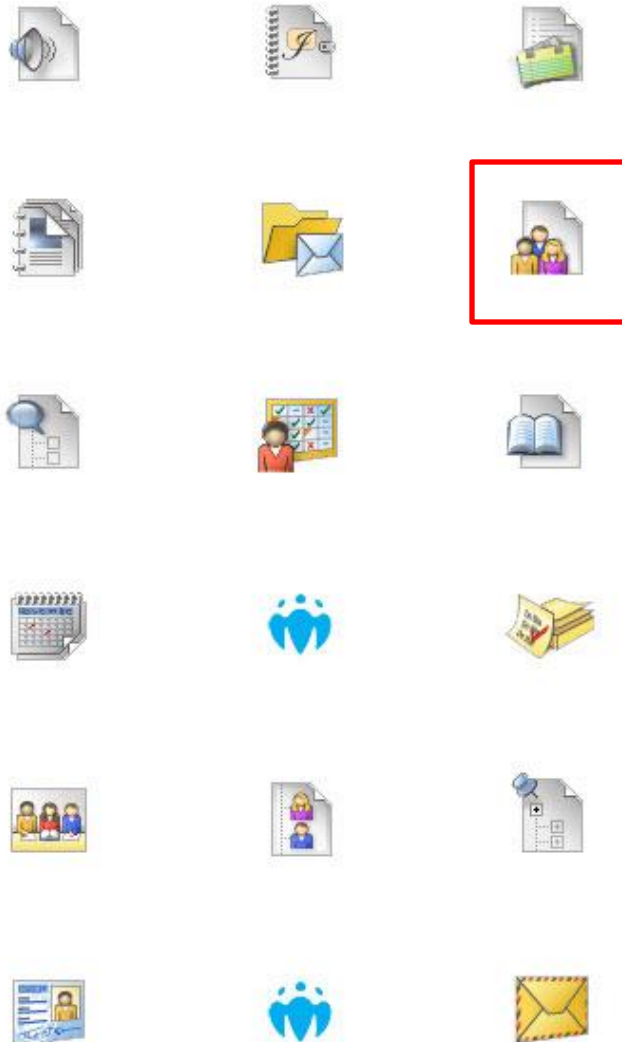


EXPLORING THE GROUP TOOL



Ian Brown

December 2011

OVERVIEW

- ❑ Introduction & Learning Objectives
- ❑ Group Experiences – challenges
- ❑ Why use the Group tool?
- ❑ Exploring the Group tool & its features
- ❑ Exemplary ways to use the Group Tool
- ❑ Evaluation of tool for enhancing teaching & learning
- ❑ Wrap Up & Resources



GROUPS - EXPERIENCES?

- ❑ Please spend a few minutes and think about some of your own group experiences in our online learning environment.
 - What worked for you?
 - And what didn't work for you?
 - Do you use the Group tool? If so, what for?
 - What makes a successful group member?
 - What is the optimum size?



GROUPS - CHALLENGES

- ❑ Student antipathy
- ❑ Selection of groups
- ❑ Lack of group-work skills
- ❑ The free-rider
- ❑ Inequalities within group
- ❑ Assessing individuals within groups
- ❑ Viewing group members
- ❑ Communicating/assessing other groups

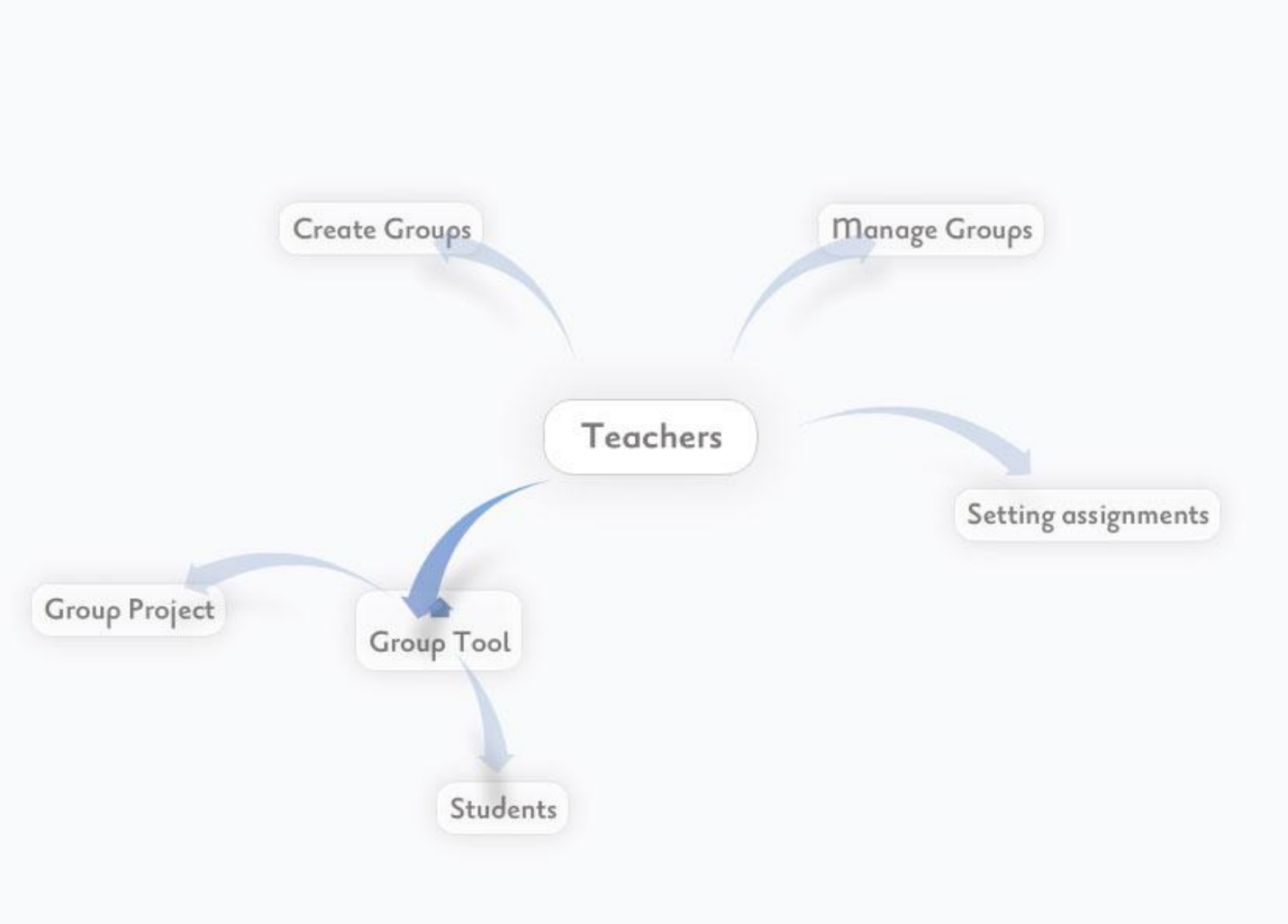


WHY USE THE **GROUP** TOOL?

- To develop reciprocity & cooperation among students
- To encourage active learning
- To give prompt feedback (from peers)
- To allow diverse talents and ways of learning to come together
- To deal with large classes



GROUP TOOL – KEY STEPS



GROUP TOOL – FEATURES

- Access groups in different ways
- View a Group home page
- Identify the key properties/tools in a group area
- Create group of students
- Enroll students into a group
- Add groups to the Grade Center
- Manage groups
- Set group assignments





GROUP TOOL – FEATURES

My Courses

You are not currently enrolled in any courses.

Login Here

[Change Text Size](#) | [High Contrast Setting](#)

Please enter your credentials and click the **Login** button below.

Username:

Password:

[Forgot Your Password?](#)

Login

Browser Test

Use the button below to check if your web browser is properly configured to use Blackboard

Test your Browser

On Demand Help and Learning Catalog

Learn more about the Blackboard Academic Suite through short clips that demonstrate the key features and functionality. To obtain a listing of all of the quick tutorials available for download, visit the [Quick Tutorials Catalog](#). Using Blackboard Learn, Release 9 or just want to learn more about it? Visit the [On Demand Learning Center with over 50 Quick Tutorials and Getting Started Guides](#).





GROUP TOOL – FEATURES



[Help](#)

Have an account?

Please enter your credentials and click the **Login** button below.

Username:

Password:

[Forgot Your Password?](#)

Login

Welcome to Learn@POLYU!



Learn.polyu.edu.hk



CREATING **GROUP** ASSIGNMENTS

- Select assignments that create interdependence
- Students must view it as a benefit to their learning
- Can create a single assignment and assign it to all groups, or several unique assignments
- Need to provide rubrics and guidelines





GROUP ACTIVITY: DISCUSSION 1

- ❑ What does the teacher need to do to facilitate effective online group work in Blackboard?
 - What are some of the goals?
 - What technology is needed to meet these goals?

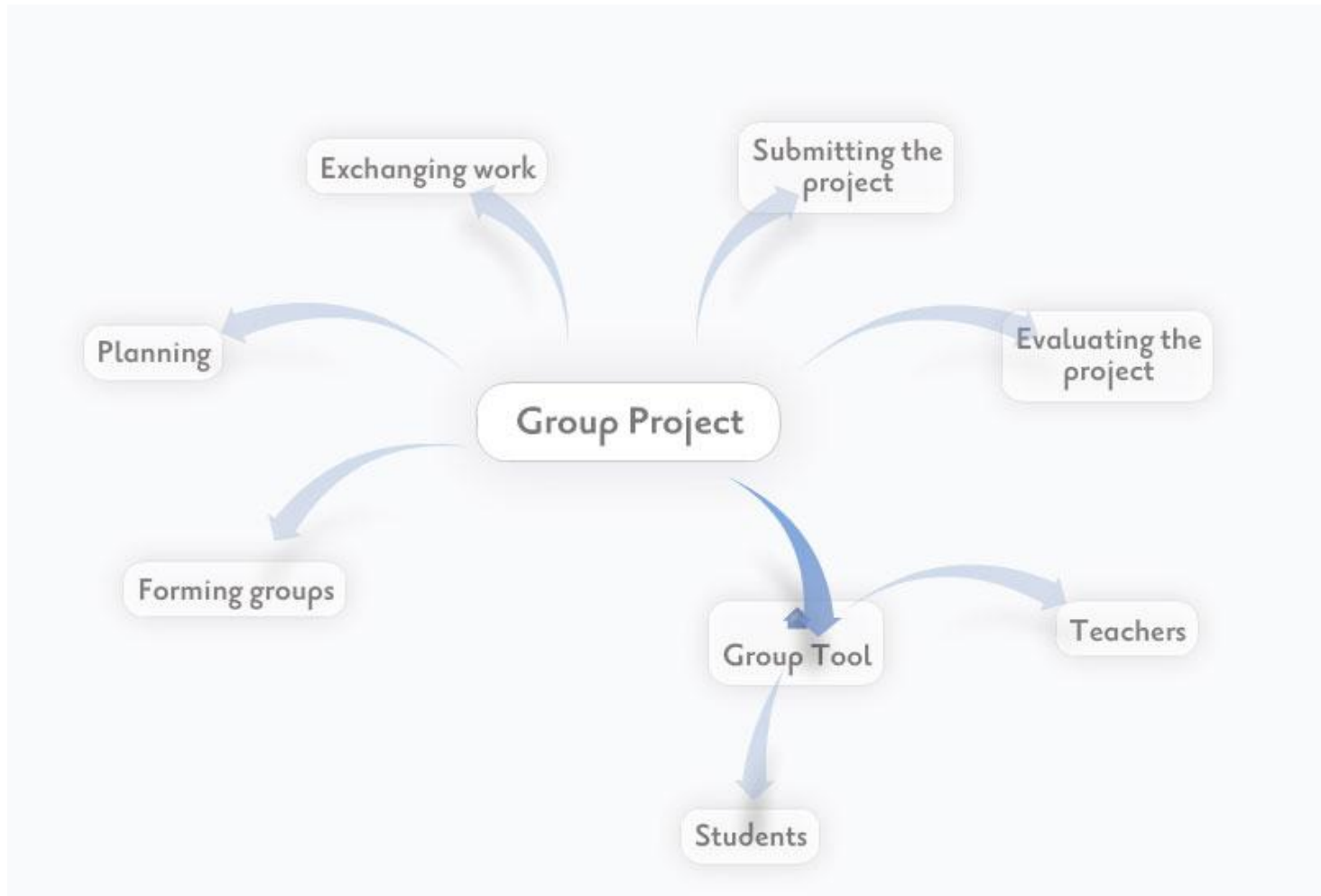


EXEMPLARY USES OF GROUP TOOL

| Goal | Use of technology |
|-----------------------------------|--|
| Prepare SS for success | Chat/discussion/FAQs for direction & technical issues |
| Instructor presence | Feedback/enroll in groups |
| Set timelines | Announcements/emails to remind SS of due dates |
| Provide objectives & instructions | Assignment overview, rubric, task checklists and resources |
| Promote sharing | Teach ways to share ideas using tools |
| Keep it interesting | Assign unique case studies to each group; role-play |



GROUP ACTIVITY: DISCUSSION 2



GROUP ACTIVITY: DISCUSSION 3

- ❑ What are some of the benefits for teaching and learning?



BENEFITS FOR TEACHING & LEARNING

- ❑ Students retain information longer
- ❑ Different perspectives offer new ways of learning
- ❑ Students are more positive about content
- ❑ A more positive & constructive learning experience
- ❑ Better social and communication skills
- ❑ Students increase their critical thinking, and problem-solving skills through peer assessment
- ❑ More opportunities for students in large classes







GROUP TOOL – RESOURCES

L@PU
LEARN@POLYU理學網

Communication in Blackboard



Blackboard+
learn™



Collaborating with
Groups

Blackboard Learn 9.1
Last updated: November 2010

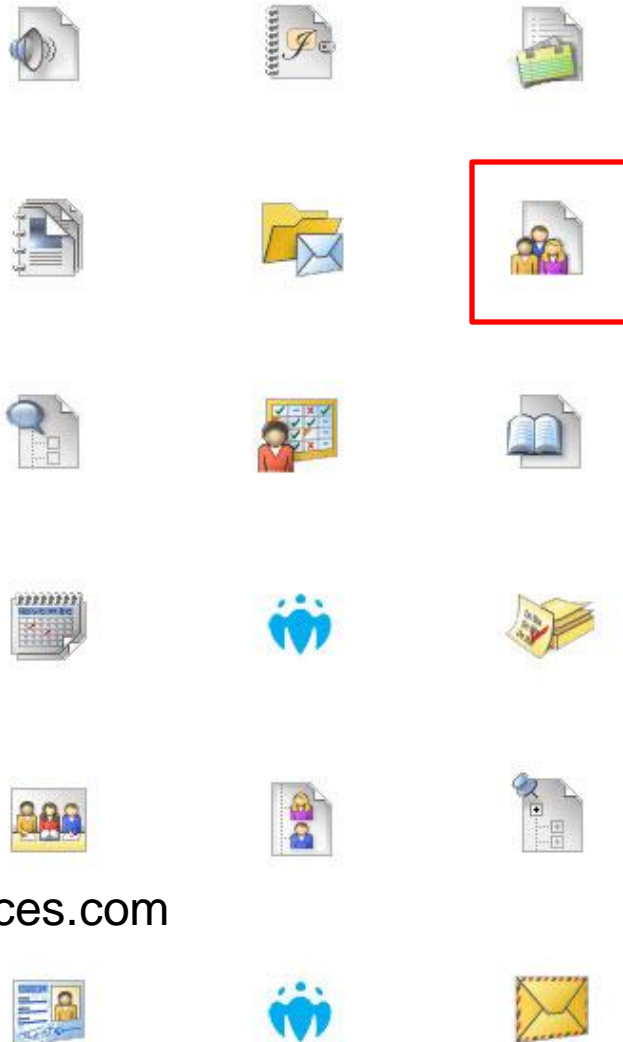




THE **GROUP** TOOL SAYS GOODBYE!

Ian Brown

December 2011



Blackboard-polyu.wikispaces.com

etian@inet.polyu.edu.hk